
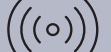



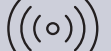







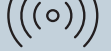



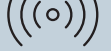




















# Luxury Residential Shades Technology and Compatibility Matrix

				Wiring/Programming Interface		Window Treatment Type Compataibility							System Compatibility		
Brand	Power	Communication	Wireless Receiver Configuration	Conductor Quantity	Button Quantity	Roller Shades	Roman Shade Kits	Drapery Tracks	Horizontal Sheer Blinds	Honeycomb Shades	Tensioned & Cable Guided	Wood Blinds	Caséta PRO	Radio RA3 & RA2 Select	HomeWorks QSX & QS
Triathlon Select	 Battery	 Wireless	Integrated Receiver	 0	 1-button	•							•	•	QSX only
Triathlon	 Battery	 Wireless	Integrated Receiver	 0	 1-button	•	•			•		Tilt only	•	•	•*
	 12 VDC	 Wireless	Integrated Receiver	 2-wire	 1-button	•				•		Tilt only	•	•	•
Sivoia QS	 35 VDC	 Wireless	Plug In Local Receiver	 2-wire	 4-button	•	•	•	•		•	Lift & tilt	•	•	•
	 35 VDC	 Wireless	Plug in Remote Receiver with Y-Adapter	 4-wire	 4-button	•	•	•	•		•	Lift & tilt	•	•	•
	 35 VDC	 Wired	Not required	 4-wire	 4-button	•	•	•	•		•	Lift & tilt			•
Palladium Wire-Free	 Battery	 Wireless	Integrated Receiver	 0	 1-button	•							•	•	•
Palladium	 35 VDC	 Wireless	Plug in Remote Receiver with Y-Adapter	 4-wire	 4-button	•							•	•	•
	 35 VDC	 Wired	Not Required	 4-wire	 4-button	•									•

\* Battery triathlon rollers and honeycombs work with both QS and QSX kits, while Triathlon Battery Roman kits are compatible with QSX only.